



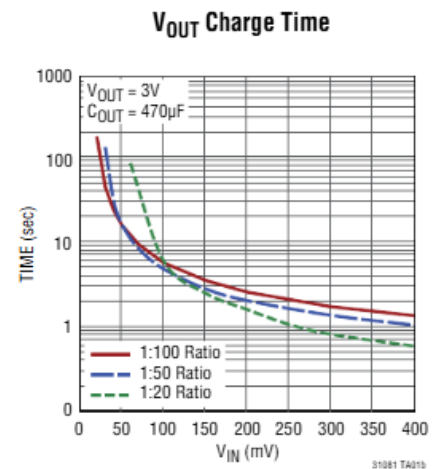
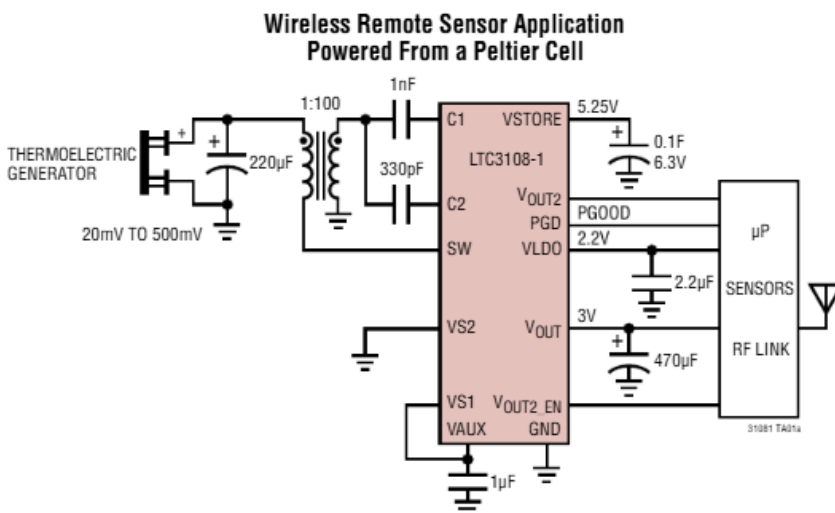
## Pinout

Pin	Name	Function Description
SW	Drain connection for the internal N-channel MOSFET switch. Connects to the primary of the step-up transformer.	
C1, C2	Connections for the external charge pump capacitors used to boost the voltage.	
VAUX	Output of the internal rectifier. A bypass capacitor (typically 1 $\mu$ F) is required for the chip to function.	
VSTORE	Output for a large storage capacitor or battery to hold excess harvested energy for use when the input source is unavailable.	
VOUT	Main regulated output. Voltage is selectable (2.5V, 3V, 3.7V, or 4.5V) via VS1 and VS2 pins.	
VOUT2	A second switched output controlled by the VOUT2_EN pin. Useful for powering sensors only when needed.	
VLDO	2.2V low dropout (LDO) regulator output, providing up to 3mA for a microprocessor.	
PGD	Power Good Indicator. Logic is high when VOUT is in regulation.	
VS1, VS2	Output voltage select pins. These determine the regulation level for the main VOUT.	
GND	Signal and power ground. For the DFN package, the exposed pad must also be soldered to ground.	

## Package Pin Mapping

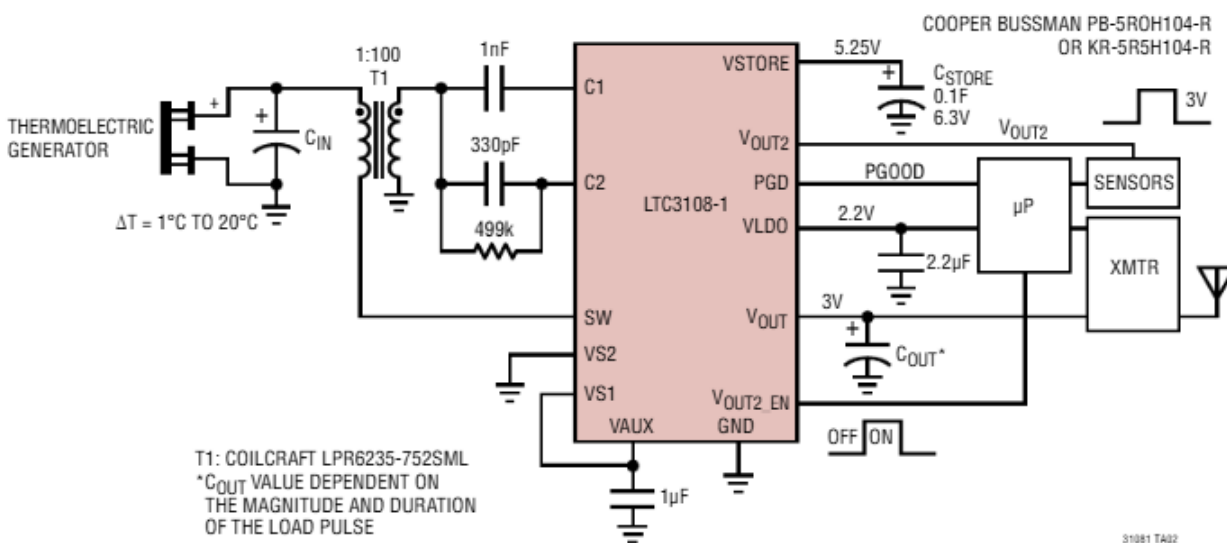
- 12-Lead DFN: SW (1), VAUX (2), VSTORE (3), VOUT (4), VOUT2 (5), VOUT2\_EN (6), PGD (7), VS1 (8), VS2 (9), C2 (10), C1 (11), GND (12).
- 16-Lead SSOP: Pins follow a similar sequence but include additional GND pins (1, 8, 9, 16).

## Typical application



## Peltier-Powered Energy Harvester for Remote Sensor Applications

### Peltier-Powered Energy Harvester for Remote Sensor Applications



LTC3108-1, Voltage, Boost, Converter, power manager, step-up, DC/DC converter, thermoelectric generator, solar cell

This page has been accessed for: Today: 2, Until now: 33

From: <http://lamaplc.com/> - lamaPLC

Permanent link: [http://lamaplc.com/doku.php?id=sensor:ltc3108\\_1](http://lamaplc.com/doku.php?id=sensor:ltc3108_1)

Last update: 2026/02/14 23:36

